

**iTRACK
EDUCATION**

**iASEND PARENT PORTAL
GUIDE**

WELCOME TO THE PARENT PORTAL

Once you have logged into the parental portal, you will be presented with information based on the selected pupil (if you have more than one).

Observations:


Each pupil tab will contain a list of published observations for that pupil. You can view the observation and the teacher's comments by clicking on the observation.

VIEWING: CLIFF ASTON ▾


CLIFF'S
OBSERVATIONS

RECENT OBSERVATIONS

CLIFF ASTON
Year 7
11 years




wrgwer
06 March 2024
added by VClayson



jkebfwef
04 March 2024
added by VClayson

You can add your own comments using the add a comment box, ensuring you press post comment when complete.

NOTES

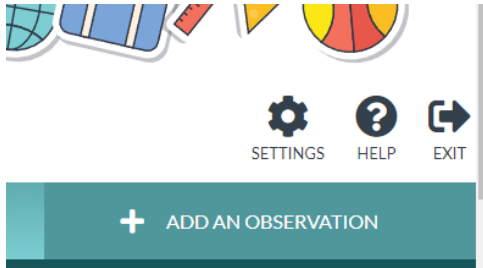
Cliff completed single number additions to 10. 

ADD A COMMENT:

POST COMMENT

Adding an observation:

You can add your own parental observations by using the add observation button in the top right hand of your screen.



ADD AN OBSERVATION

27 August 2024

CLIFF ASTON

TITLE:

DATE OF OBSERVATION:

27/08/2024



DESCRIPTION:

ADD PHOTO(S)


POST OBSERVATION

You need to complete the form that appears, giving the observation a title, selecting the date and recording the description. You then have the option to add photos.

Once complete, select the post observation button and this will then be shared with your child's school, and will appear in the observations tab.



iTRACK EDUCATION



Thank You

We hope you find the information provided useful. If you have any further questions, please contact your child's school.

